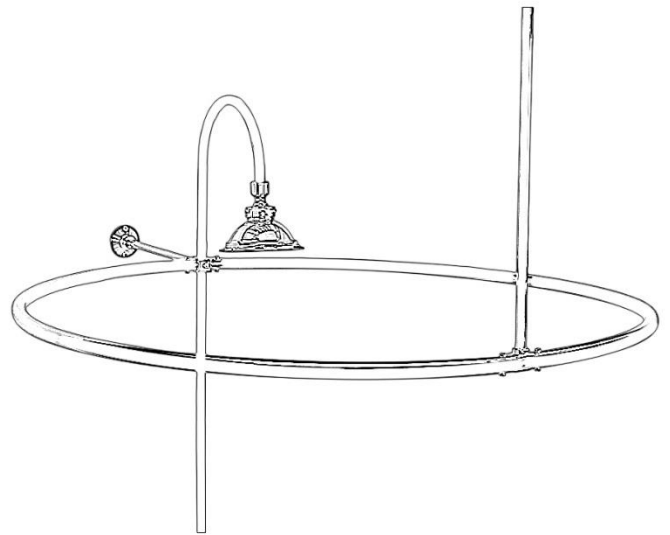
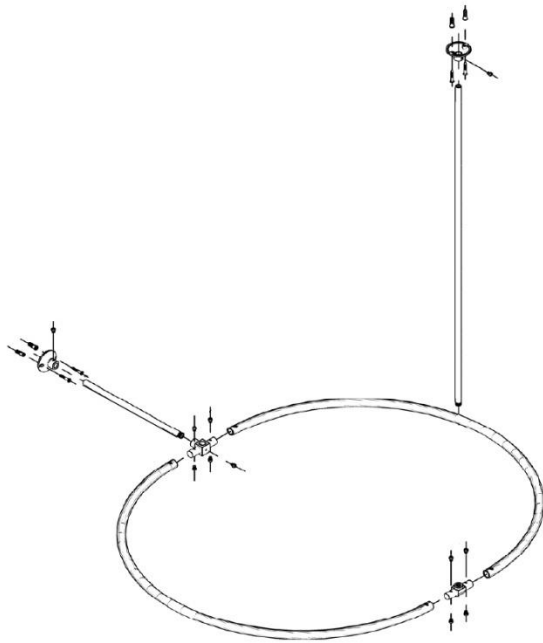


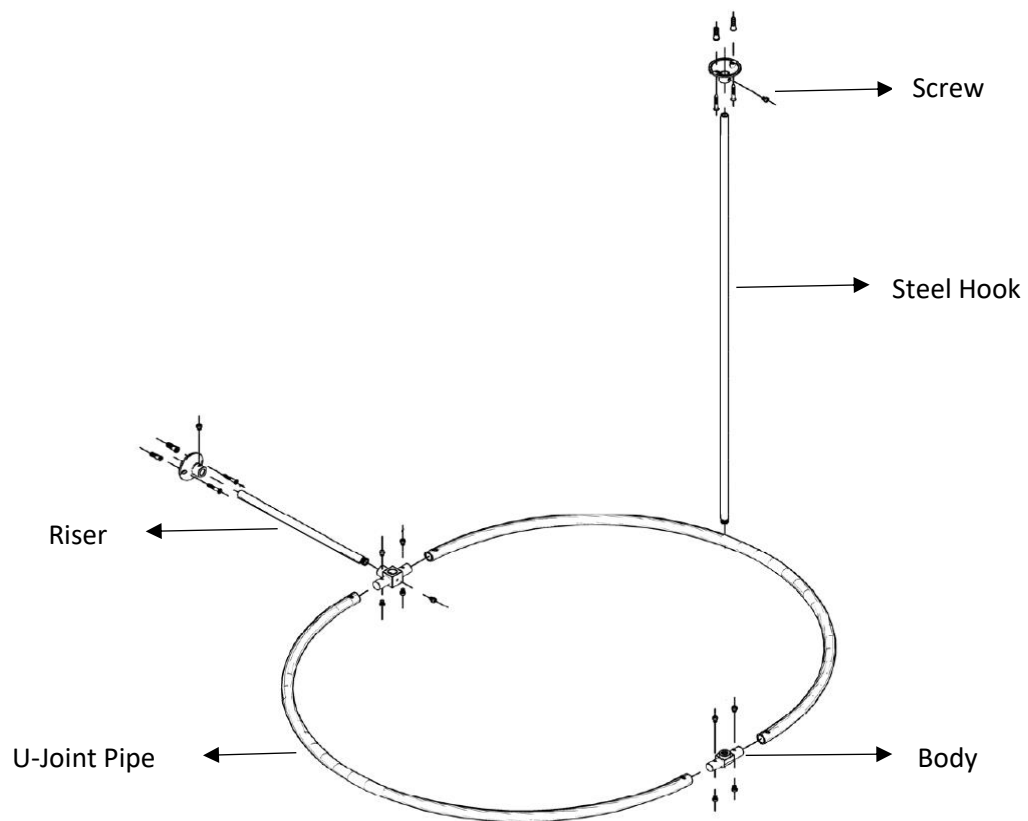
Strom Living Enclosure with 32" Round Shower Ring and 12" Wall Brace**GUARANTEE & AFTERCARE**

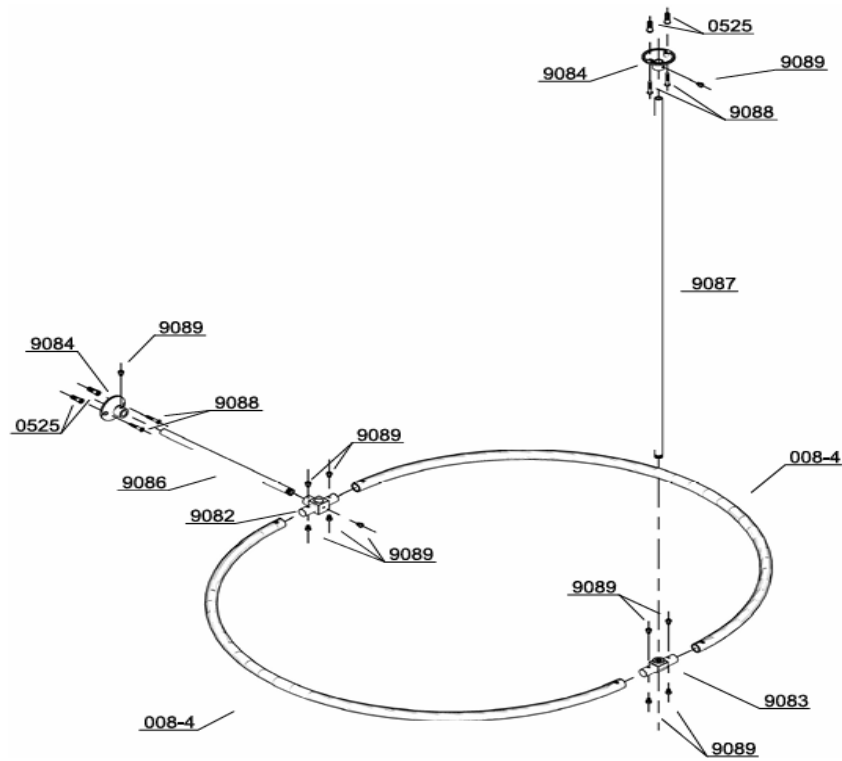
When installing or using tools, take care to avoid damaging the finish or fitting. Clean regularly with a soft damp cloth only to maintain appearance; avoid abrasive cleaners or detergents as they may cause surface damage. The company guarantees against faulty materials or manufacturing, excluding serviceable parts, if installed, cared for, and used according to our instructions.

WATER SUPPLY REGULATIONS

This product has been manufactured to comply with the relevant standards and conform to Water Supply Regulations.

COMPONENTS LIST





BILL OF MATERIAL				
ITEM	PT/ASSY	DESCRIPTION	TYPE	QTY
1	9089	Screw	ASSEMBLY	9
2	9086	Riser	ASSEMBLY	2
3	9082	T-Body	ASSEMBLY	1
4	9084	Mount	ASSEMBLY	2
5	9083	Body	ASSEMBLY	2
6	0525	Mounting Nut	ASSEMBLY	4
7	008-4	U-Joint Pipe	ASSEMBLY	1
8	9087	Steel Hook	ASSEMBLY	1
9	9088	Fitting Screw	ASSEMBLY	4