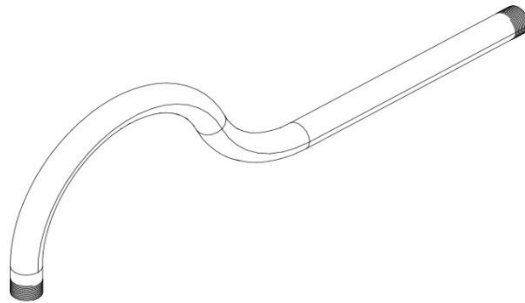


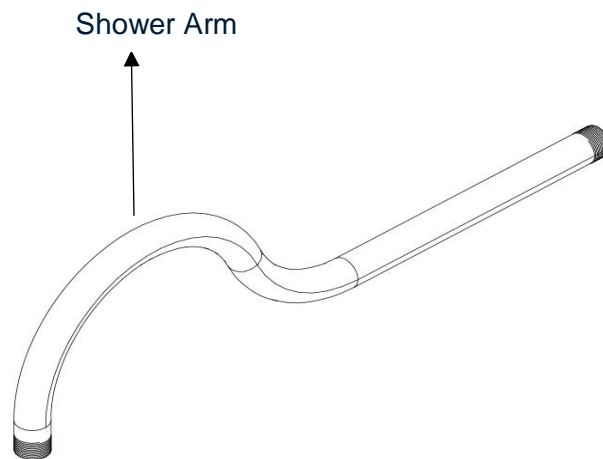
Strom Living Shower Arm with 15.25" Diameter**GUARANTEE & AFTERCARE**

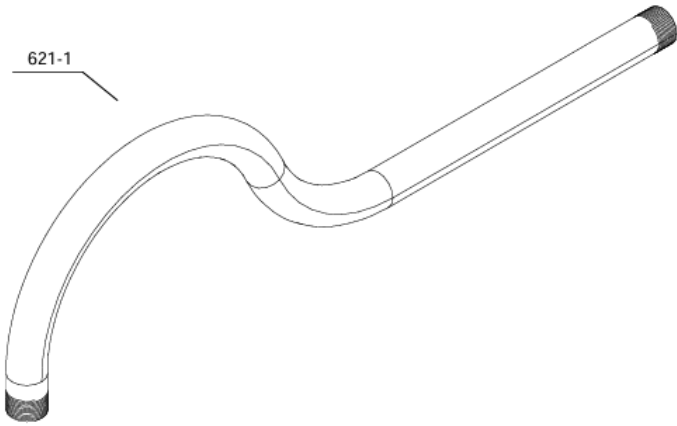
When installing or using tools, take care to avoid damaging the finish or fitting. Clean regularly with a soft damp cloth only to maintain appearance; avoid abrasive cleaners or detergents as they may cause surface damage. The company guarantees against faulty materials or manufacturing, excluding serviceable parts, if installed, cared for, and used according to our instructions.

WATER SUPPLY REGULATIONS

This product has been manufactured to comply with the relevant standards and conform to Water Supply Regulations.

COMPONENTS LIST





BILL OF MATERIAL				
ITEM	PT/ASSY	DESCRIPTION	TYPE	QTY
1	621-1	Shower Arm	ASSEMBLY	1