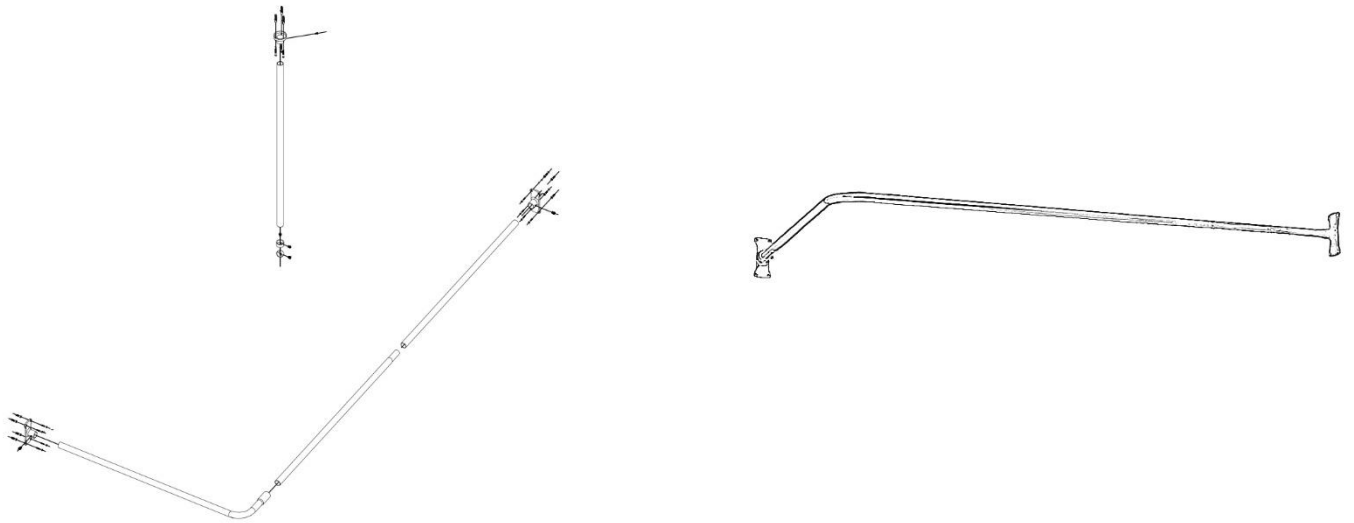


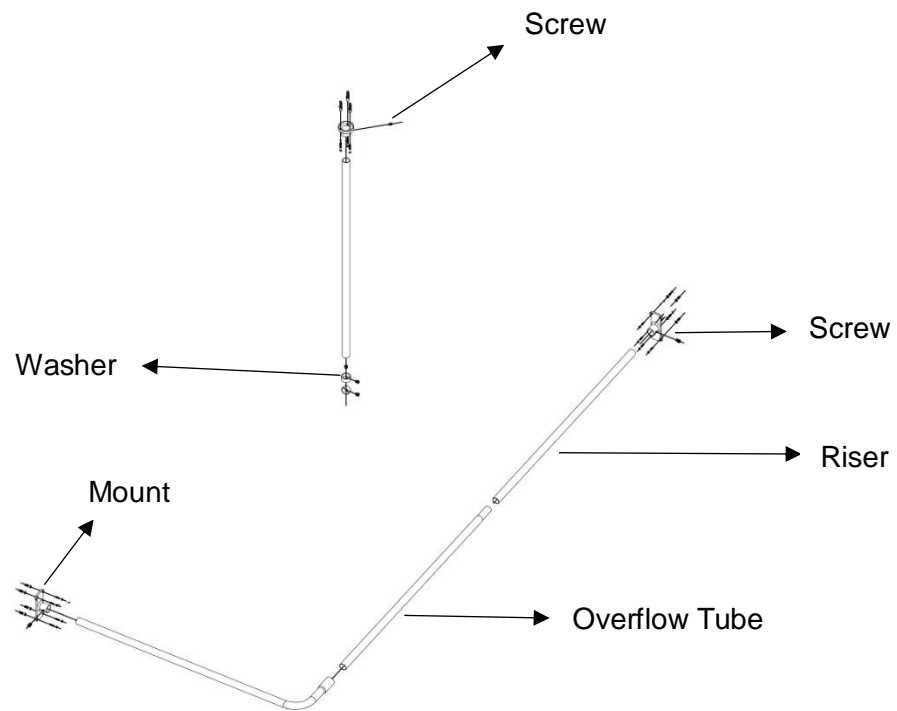
Strom Living Enclosure with L Ring Shower Package and 36" Brace**GUARANTEE & AFTERCARE**

When installing or using tools, take care to avoid damaging the finish or fitting. Clean regularly with a soft damp cloth only to maintain appearance; avoid abrasive cleaners or detergents as they may cause surface damage. The company guarantees against faulty materials or manufacturing, excluding serviceable parts, if installed, cared for, and used according to our instructions.

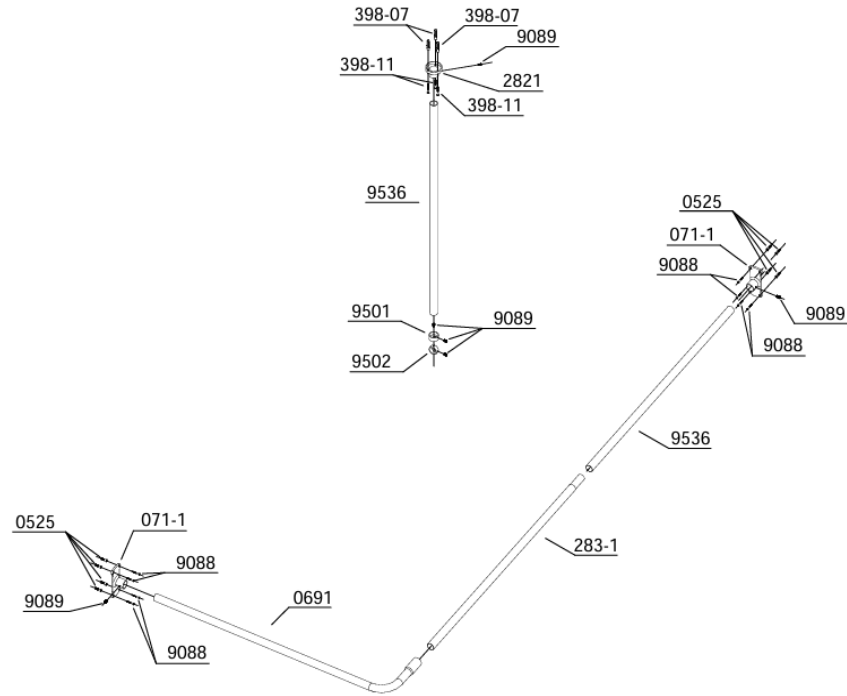
WATER SUPPLY REGULATIONS

This product has been manufactured to comply with the relevant standards and conform to Water Supply Regulations.

COMPONENTS LIST



PARTS REPLACEMENT



BILL OF MATERIAL				
ITEM	PT/ASSY	DESCRIPTION	TYPE	QTY
1	9089	Screw	ASSEMBLY	6
2	9536	Riser	ASSEMBLY	2
3	9502	O-Ring	ASSEMBLY	1
4	071-1	Mount	ASSEMBLY	2
5	9501	Washer	ASSEMBLY	1
6	0525	Mounting Nut	ASSEMBLY	8
7	0691	Elbow Pipe	ASSEMBLY	1
8	283-1	Overflow Tube	ASSEMBLY	1
9	9088	Fitting Screw	ASSEMBLY	6